



Stylish new design to the housing has made this lock a popular upgrade from those using the 7538 Series Sash Locks. As with its predecessor, the 30590 still has the following features which made it one of the industry's best:

- Streamlined low profile handle folds snugly against the housing producing a clean appearance, and helps to eliminate interference in shipping.
- One-piece box construction spring provides a strong detent in handle movement, thus assuring the homeowner that the handle has completed its travel.
- Available in either left- or right-hand, Truth's Cam Gard Lock is built with a base plate to help improve its forced entry resistance (FER).
- 30590 latches are designed to be compatible with specific keepers that will help produce the optimum engagement between lock and keeper.

**WARRANTY:** Protected under the terms of the "Truth Warranty for Window & Door Manufacturers & Authorized Distributors". Refer to Truth's Terms & Conditions for further details.

**MATERIAL:** High-pressure, corrosion-resistant, die-cast zinc.

**FINISH:** Electrostatically applied, durable coatings that provide excellent resistance to chipping, scratching and corrosion while maintaining color stability for years in direct sunlight. Please refer to Truth's Color Chart for examples of Truth's most popular finish options. Truth also offers a wide range of decorative "plated" finishes – contact Truth for additional information on availability of these finishes on specific product lines.

**ORDERING INFORMATION:**

1. Refer to the following drawing for item number information for the Cam Gard Lock you require. (Note: these locks are "handed")
2. Order the keeper style required.
3. Specify finish choice.

**RECOMMENDED SCREWS:**

Types of screws required determined by material of profile used (sold separately). For additional information on screw selection - see Truth Tips.

**TRUTH TIPS:**

1. When two locks are used on one window, the placement of each lock, with respect to its keeper, becomes very critical to maintain a constant weatherseal on all sides of the window and to insure that each lock engages properly with its keeper.
2. For accurate hardware placement in vinyl or metal applications, pre-drilling of the window profile is recommended.
3. For vinyl window applications, mounting screws should pass through two PVC walls, or one PVC wall and one insert wall. For this reason, it may be necessary to use a longer screw than is recommended.
4. For metal window profiles, Truth recommends stainless steel machine screws. However, in most applications, stainless steel sheet metal screws will provide adequate holding power.

**INCLUDE TRUTH SPECS ON YOUR NEXT WINDOW PROJECT**

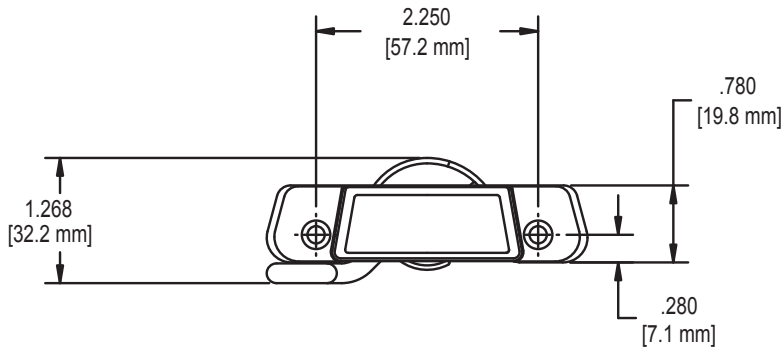
Window check rail locks shall be included which will increase both security and weather seal tightness. The lock must provide easy operation and a positive locked feel.

The lock and keeper shall be constructed of high pressure zinc alloy die castings.

Window locks shall be 30590 Cam Gard Series as manufactured by Truth Hardware.



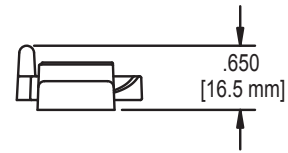
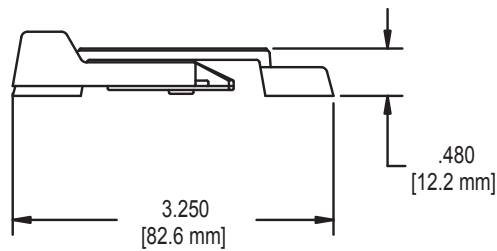
FIG. 1 A30590402 LOCK



RIGHT HAND	A30590402
LEFT HAND	A30590403

LEFT HAND SHOWN

CAM PULL-IN .080

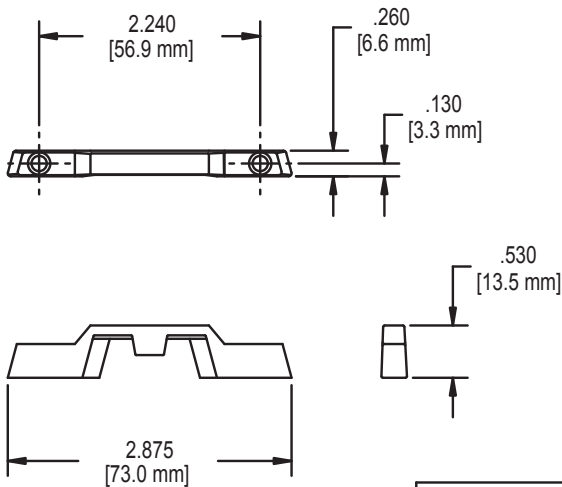


**RECOMMENDED SCREWS:**

(QTY 2) #6 PHILLIPS FLAT HEAD SCREWS  
(LENGTH AND THREAD TYPE TO BE DETERMINED BY PROFILE)

AVAILABLE KEEPERS	A	B	C
C30628	0.56	0.04	0.5
C30643	0.617	0.04	

FIG. 2 C30628.XX KEEPER

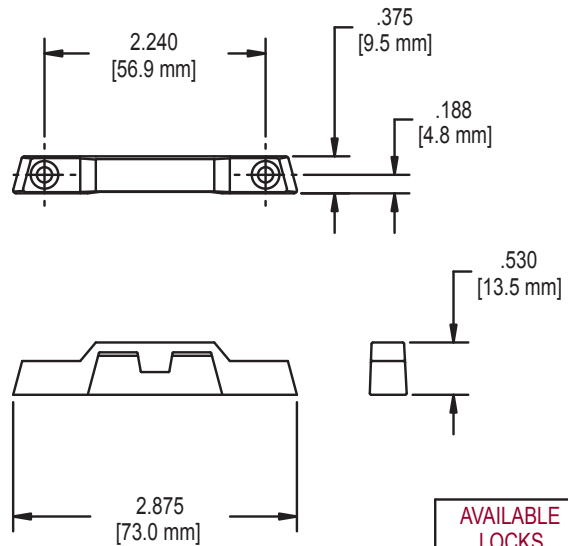


AVAILABLE LOCKS
A30590402
A30590403

**RECOMMENDED SCREWS:**

(QTY 2) #6 WITH A #5 HEAD PHILLIPS FLAT HEAD SCREW  
(LENGTH AND THREAD TYPE TO BE DETERMINED BY PROFILE)

FIG. 3 C30643.XX KEEPER



AVAILABLE LOCKS
A30590402
A30590403

**RECOMMENDED SCREWS:**

(QTY 2) #6 PHILLIPS FLAT HEAD SCREW (LENGTH AND THREAD TYPE TO BE DETERMINED BY PROFILE)